

Tambura
1st course: D
2nd course: A

Narodno Oro


aka: Pravoto

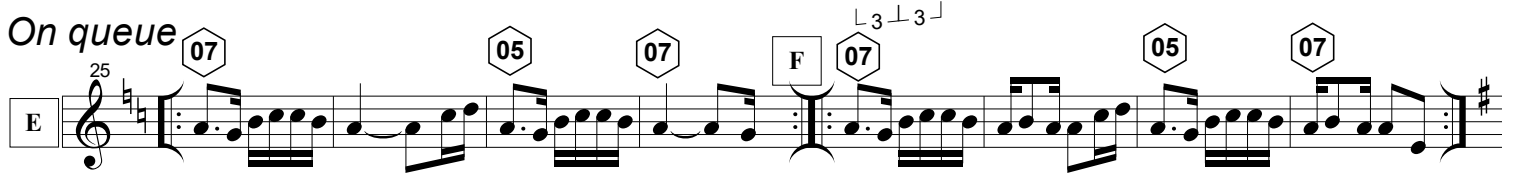
Petre Atanasovski Folk Instrument Ensemble
Bitola, Babam Bitola Jugoton LPY-V-780 (LP)


A 

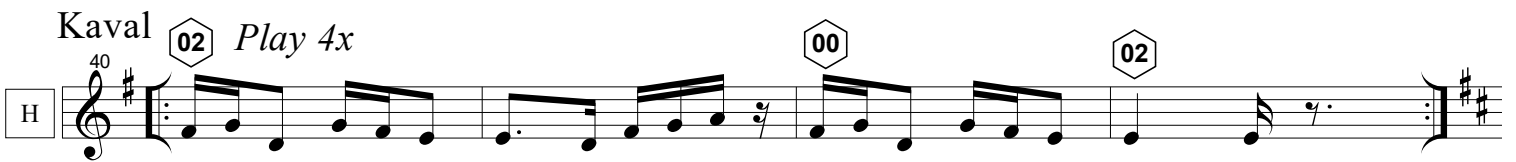
B 

C 


Gajda 

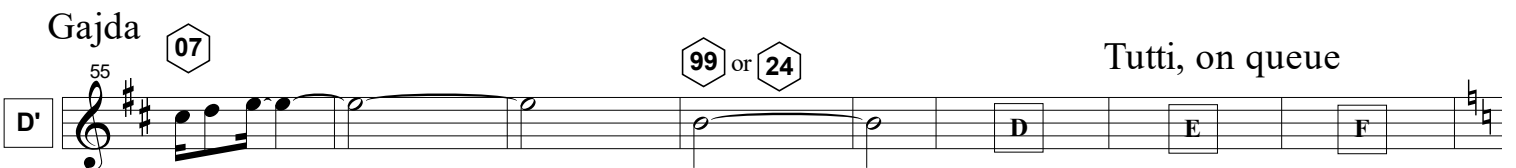
On queue 

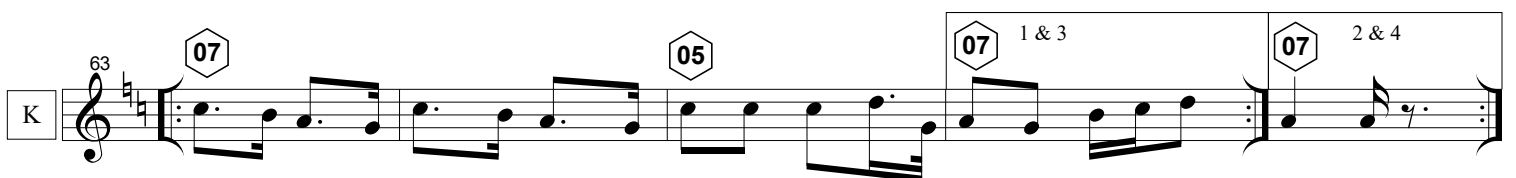
Kaval 

Kaval 

Tambura 

Tambura 

Gajda 

K 

Sitna lisa

All 07

A

8

Musical notation for part A, measures 1-8. The first staff starts with a treble clef, a 7/16 time signature, and a repeat sign. The melody consists of eighth and sixteenth notes with various accidentals. The second staff continues the melody from measure 8.

Tambura 07

B

15

05 07 05 Play 4x 07 05 07

21

Musical notation for part B, measures 15-21. The first staff starts with a treble clef and a repeat sign. It features a rhythmic accompaniment of eighth notes. The second staff continues the accompaniment from measure 21. There are diamond-shaped markers containing numbers 05, 07, 05, 07, 05, and 07 above the staff.

Kaval 77

C

27

34

Musical notation for part C, measures 27-34. The first staff starts with a treble clef and a repeat sign. The melody is composed of eighth and sixteenth notes. The second staff continues the melody from measure 34. A diamond-shaped marker containing the number 99 is located above the second staff.

Tambura 00

D

40

44

48

Musical notation for part D, measures 40-48. The first staff starts with a treble clef and a repeat sign. It features a rhythmic accompaniment of eighth notes. The second staff continues the accompaniment from measure 44. The third staff continues from measure 48. A diamond-shaped marker containing the number 1 is located above the second staff.

Gajda 07

E

52

56

Musical notation for part E, measures 52-56. The first staff starts with a treble clef and a repeat sign. The melody is composed of eighth and sixteenth notes. The second staff continues the melody from measure 56.

Ovčepolsko Oro

Picking pattern: DuDu-Dud-DuDu

A *Gajda (1st A) -> all*

B

C *Kaval*

D

E

F *Tambura*

G *Tambura, Gajda on repeat*

H *Gajda*

I

J

A1 *All*

B1

The musical score is written in treble clef with a key signature of one sharp (F#) and a 16/8 time signature. It consists of 11 staves, each representing a different instrument or part. The parts are: A (Gajda 1st A), B, C (Kaval), D, E, F (Tambura), G (Tambura, Gajda on repeat), H (Gajda), I, J, A1 (All), and B1. The score includes various musical notations such as notes, rests, and accidentals. Fingering numbers are indicated by circled numbers above the notes. Some staves have brackets under groups of notes, indicating specific picking patterns. The sequence of parts is ABAB then down page.

FRETTED STRINGS TUNE TO:
HIGH STRING/COURSE: D
LOW STRING/COURSE: A (DRONE)

KAMBANA BIE MITRO

AS LEARNED FROM A
DRAGI SPASOVSKI
CASSETTE TAPE IN 2004

RHYTHMIC PATTERN:
DUDUDU-DUD

BREAK

0-2-4-5-7-5-4-4-2 | 4-2-2-0-0-2-4-4-4

0-2-4-5-7-5-4-4-2 | 4-2-2-0-0-0-0-0-0

SONG

0-0-5-4-2-0-2-4-4 | 0-0-2-0-0-2-4-4-4

0-0-5-4-2-0-2-4-4 | 0-0-2-0-0-0-0-0-0

UPDATED: JANUARY 8, 2021

KAMBANA BIE MITRO

Kambana bie, Mitro, kambana bie,
za shto mi bie, Mitro, za shto mi bie?
Oro se vie, Mitro, oro se vie,
oro se vie, Mitro, kaj manastirot.

Kambana bie, Mitro, kambana bie,
za kogo bie, Mitro, za kogo bie?
Ona mi bie, Mitro, ona mi bie,
ona mi bie, Mitro, za devojkite.

Kambana bie, Mitro, kambana bie,
za kogo bie, Mitro, za kogo bie?
Ona mi bie, Mitro, ona mi bie,
ona mi bie, Mitro, za ergenite.

Kambana bie, Mitro, kambana bie,
za shto mi bie, Mitro, za shto mi bie?
Ona mi bie, Mitro, ona mi bie,
za suvo grozje, Mitro, za leblebija.

The church bell tolls, Mitro. Why does it toll, Mitro? There is dance by the monastery. The church bell tolls, Mitro? Why does it toll for? It tolls for the girls. The church bells toll, Mitro? Who does it toll for? It tolls for the bachelors. The church bell tolls, Mitro? Why does it toll? It tolls for raisins and roasted garbanzo beans.

Macedonia, from Dragi Spasovski, Mendo 2004

FRETTED STRINGS TUNE TO:
HIGH STRING/COURSE: D
LOW STRING/COURSE: A (DRONE)

AJDE RED SE

RHYTHMIC PATTERN:

DUD-DU-DU

VIOLINS, ACCORDIONS, ETC.

PLAY REPEATED 8THS AS APPROPRIATE

LONGER NOTE VALUE, STILL EMPHASIZING

RHYTHM.

BREAK

00 30 00 30 00 30 00

7 5 3 2 2 0 0 | 0 0 0 0 2 3 5 | 7 5 3 2 2 0 0 | 0 0 0 0 5 3 5 0
0 0 0 0 0 3 3 | 0 0 3 0 0 0 0 | 0 0 0 0 0 3 3 | 0 0 0 0 0 0 0 0

30 00 30 00 30 00

7 5 3 2 2 0 0 | 0 0 0 0 2 3 5 | 7 5 3 2 2 0 0 | 0 0 0 0
0 0 0 0 0 3 3 | 0 0 3 0 0 0 0 | 0 0 0 0 0 3 3 | 0 0 0 0

SONG

30 00

0 0 0 0 0 0 2 | 3 3 3 3 5 5 2 | 3 3 2 0 2 3 2 | 2 2 0 0 0 0 0
3 3 3 0 0 0 0 | 0 0 0 0 0 0 0 | 0 0 0 0 0 0 0 | 0 0 0 0 0 0 0

32 33 32 30 00

2 2 2 3 3 3 3 | 2 2 2 2 2 0 0 | 0 0 0 0 0 0 0 | 3 2 3 2 0 0 0
3 3 3 3 3 3 3 | 3 3 3 3 3 3 3 | 0 0 0 0 0 0 0 | 0 0 0 0 0 0 0

32 33 32 30 00

2 2 2 3 3 3 3 | 2 2 2 2 2 0 0 | 0 0 0 0 0 0 0 | 0 0 0 0
3 3 3 3 3 3 3 | 3 3 3 3 3 3 3 | 0 0 0 0 0 0 0 | 0 0 0 0

UPDATED: MARCH 6, 2021

Ajde red se redat

Ajde red se redat, male, ajde red se redat
Kochanski sejmeni, mila male, Kochanski sejmeni
Ajde k'e mi odat, male, ajde k'e mi odat
Pokraj Kriva Reka, mila male, pokraj Kriva Reka

Ajde k'e go barat, male, ajde k'e go barat
Iljo aramija, mila male, Iljo aramija
Ajde ne mi bilo, Iljo, ajde ne mi bilo
Pokraj Kriva Reka, mila male, pokraj Kriva Reka

Ajde tuk mi bilo, Iljo, ajde tuk mi bilo
Vo Soluna grada, mila male, vo ladna mejana
Ajde Iljo pilo, male, ajde Iljo pilo
Vino em rakija, mila male, vino em rakija

Ajde go sluzhila, male, ajde go sluzhila
Moma makedonka, mila male, moma makedonka

They lined up, mother, the Janissaries from Kochani, going along the Kriva river. They will search for Ilja the outlaw. Ilja wasn't beside the Kriva river, but was in Thessaloniki in a cool tavern drinking wine and brandy. Waiting on him was a Macedonian girl.